

Finnvera Investor Presentation

Finland's Export Credit and
SME Financing Agency

October 2020

Disclaimer

IMPORTANT: YOU ARE ADVISED TO READ THE FOLLOWING CAREFULLY BEFORE READING, ACCESSING OR MAKING ANY OTHER USE OF THE MATERIALS THAT FOLLOW.

These materials have been prepared by and are the sole responsibility of Finnvera (the "Issuer") and have not been verified, approved or endorsed by any lead manager, bookrunner or underwriter retained by the Issuer. No representation or warranty, express or implied, is made as to, and no reliance should be placed on, the fairness, accuracy, completeness or correctness of the information or opinions contained herein.

These materials are provided for information purposes only and do not constitute, or form part of, any offer to sell, purchase or otherwise acquire or dispose of, or any solicitation in respect of, any debt or other securities of the Issuer ("securities"). These materials are not intended to provide the basis for any credit or any other third party evaluation of the Issuer or such securities. Any offer, sale or invitation in respect of securities will be done pursuant to separate and distinct prospectus, offering circular or other equivalent document (a "prospectus") and any decision to purchase or subscribe for any securities should be made solely on the basis of such prospectus and not these materials.

These materials may contain projections and forward looking statements. Any such forward-looking statements involve known and unknown risks, uncertainties and other factors which may cause the Issuer's actual performance or achievements to be materially different from any future performance or achievements expressed or implied by such forward-looking statements. Any forward-looking statements will be based upon assumptions of future events which may not prove to be accurate. Any such forward-looking statements in these materials will speak only as at the date of these materials and the Issuer assumes no obligation to update or provide any additional information in relation to such forward-looking statements.

These materials must not be reproduced, redistributed or passed on to any other person or published, in whole or in part, for any purpose without the prior written consent of the Issuer.

These materials are not intended for distribution to, or use by any person or entity in any jurisdiction or country where such distribution or use would be contrary to local law or regulation. In particular, these materials are for distribution in the United Kingdom only to persons who meet the following criteria: 1. (i) investment professionals falling within Article 19(5) of the Financial Services and Markets Act 2000 (Financial Promotion) Order 2005 (the "Order") or (ii) persons falling within Article 49(2)(a) to (d) ("high net worth companies, unincorporated associations etc") of the Order or 2. persons to whom these materials may otherwise be directed without contravention of section 21 of the Financial Services and Markets Act 2000 (all such persons being referred to as "relevant persons"). These materials must not be acted or relied on by persons who are not relevant persons. In member states of the European Economic Area, these materials are only directed at persons who are "qualified investors" within the meaning of Article 2(1)(e) of Directive 2003/71/EC. These materials are only being provided to persons outside the United States in connection with offshore transactions in reliance on Regulation S under the US Securities Act of 1933 (the "US Securities Act"). By reading these materials the recipient warrants and acknowledges that it falls within the category of persons referred to above.

Contents

Finnvera in Brief
Business Review
Funding
Appendices

Finnvera in Brief



Finnvera's Role

- Finnvera promotes the exports and the SME sector by financing various stages of business with loans and guarantees
- Task is to supplement the financial services provided by the private sector
- Finnvera is:
 - The official Export Credit Agency (ECA) of Finland
 - The State-backed financier of Finland's SME sector

Finnvera's clients are Finnish micro-, small and medium sized enterprises operating on the Finnish market or seeking growth through internationalisation.

Our clients also include large Finnish corporations engaged in the export trade, their foreign customers, and domestic and foreign banks providing financing for exports.

Finnvera Group in Brief

- Specialised financing company owned 100% by the Republic of Finland
- **Debt obligations explicitly guaranteed by the Republic of Finland**
- Rating of debt obligations the same as Finland's – Aa1 by Moody's and AA+ by Fitch

Finnvera's role in society



Jobs created with the help
of SME and midcap financing

8,009



Transfers of ownership financed

MEUR 155

912 companies



Export credit guarantees
and special guarantees offered

MEUR 5,246



Start-ups launched
with the help of financing

2,427 pcs



SME and midcap financing offered

MEUR 990

of which 45% for companies seeking
growth and internationalisation



Financing per new job

EUR 124,000



Guarantees that
came into effect

MEUR 4,380



Exports covered by
export credit guarantees

MEUR 3,833

MICRO
ENTERPRISES

88%

Number of clients

24,500

OTHER SMES
AND MIDCAPS

11%

LARGE
ENTERPRISES

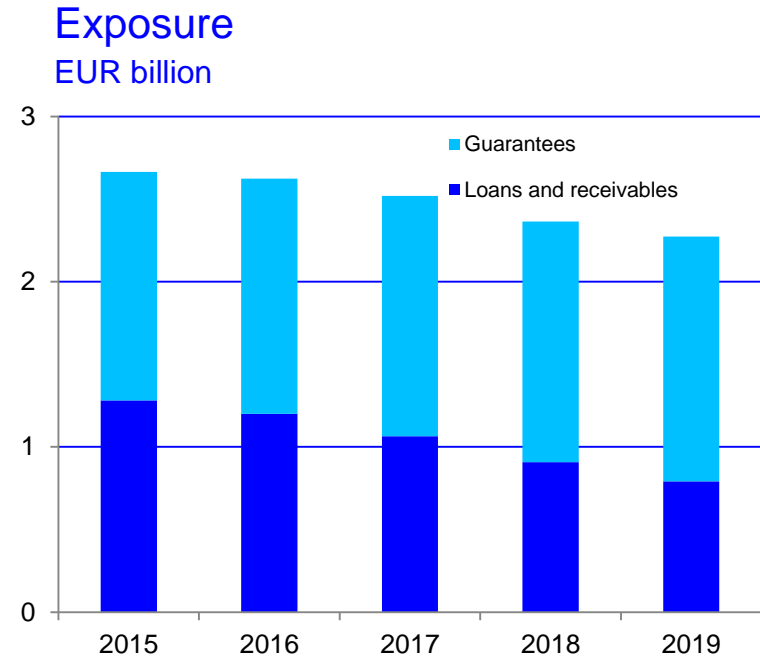
1%

Business Review



SME and Midcap Financing

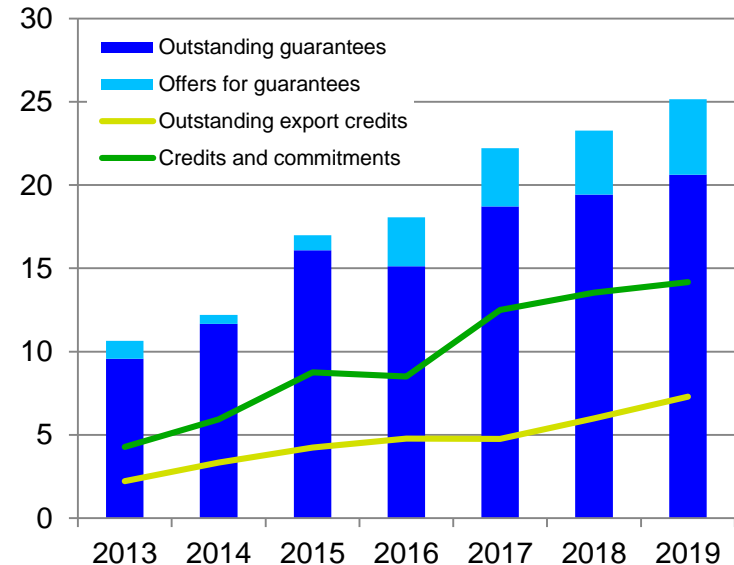
- Finnvera's mandate is to support the Finnish SME sector with focus on start-ups and growth companies
- Credit and guarantee losses in SME and midcap financing annually amount to about 2–4% of total exposure
- The State compensates 50% of Finnvera's losses from domestic operations so that Finnvera can take greater risks than those taken by commercial financial institutions



Large Corporates

- For large corporates Finnvera provides export financing to ensure Finnish enterprises' competitiveness on the international export market
- Finnvera's export credit guarantees provide Finnish exporters and financiers with cover for credit risks
- Export credits provide long term financing to foreign buyers of Finnish capital goods
- In 2019, Finnvera's export credit guarantees amounted to 4% of Finland's total exports
- Losses in export credit guarantee and special guarantee operations have been minor

Exposure
EUR billion

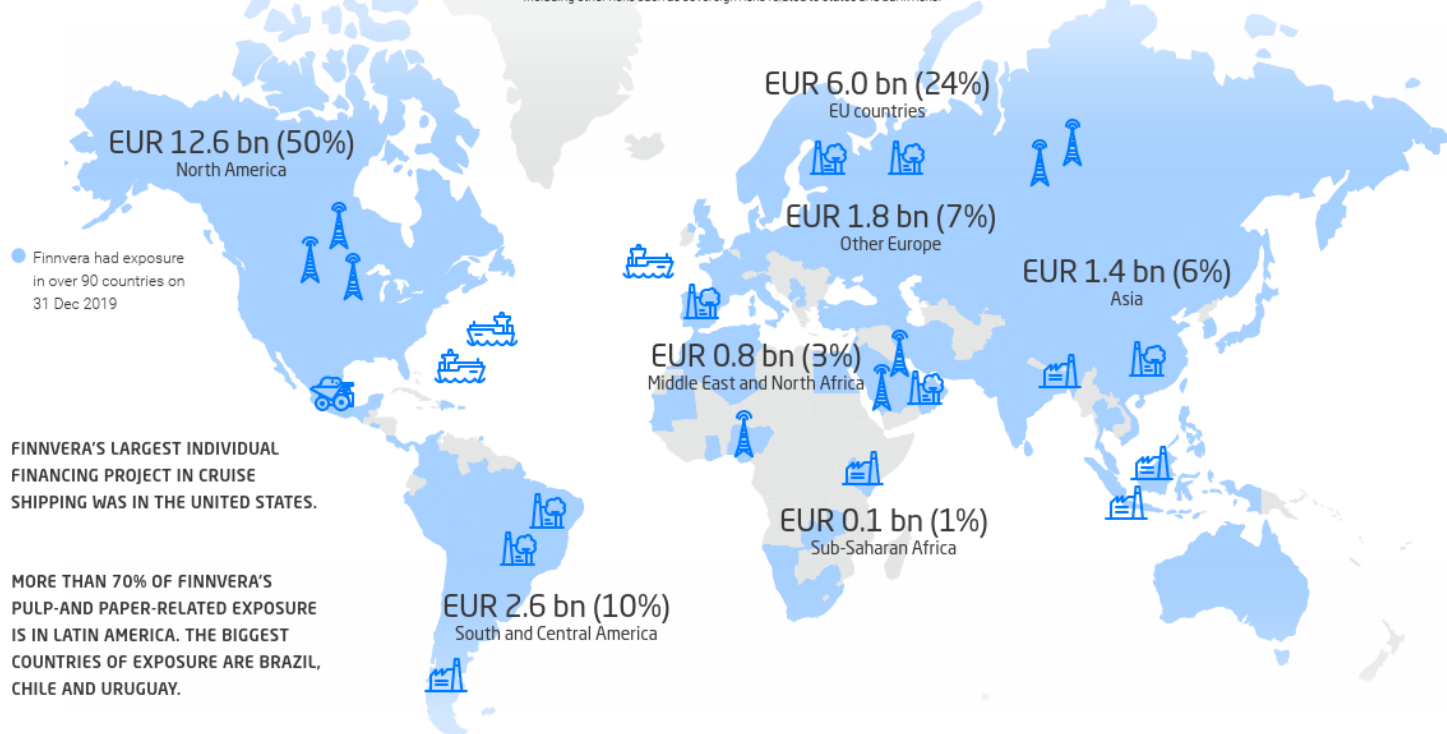


Total exposure, export credit guarantees and special guarantees 31 Dec 2019

EUR 25.3 BILLION, INCLUDING COMMITMENTS AND BINDING OFFERS.



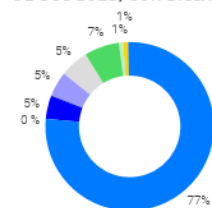
*Including other risks such as sovereign risks related to states and bank risks.



FINNVERA'S LARGEST INDIVIDUAL FINANCING PROJECT IN CRUISE SHIPPING WAS IN THE UNITED STATES.

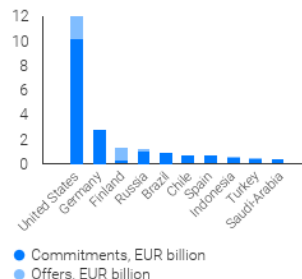
MORE THAN 70% OF FINNVERA'S PULP-AND PAPER-RELATED EXPOSURE IS IN LATIN AMERICA. THE BIGGEST COUNTRIES OF EXPOSURE ARE BRAZIL, CHILE AND URUGUAY.

EXPOSURE BY COUNTRY CLASSIFICATION 31 DEC 2019, EUR BILLION



- 0 Advanced economy
- 1 Very low risks
- 2 Low risks
- 3 Relatively low risks
- 4 Intermediate risks
- 5 Relatively high risks
- 6 High risks
- 7 Very high risks

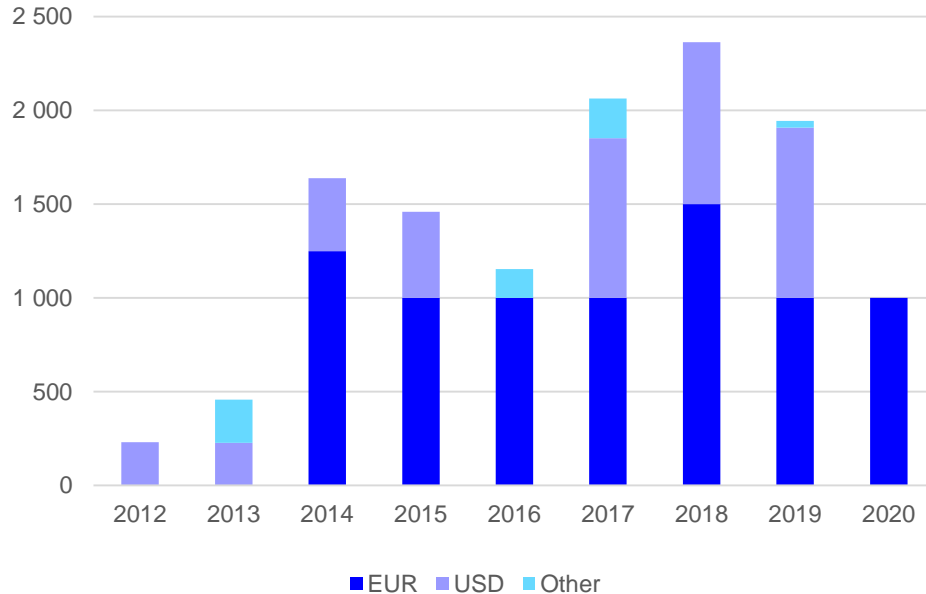
THE BIGGEST COUNTRY EXPOSURES ON 31.12.2019, EUR BILLION



Funding

Funding

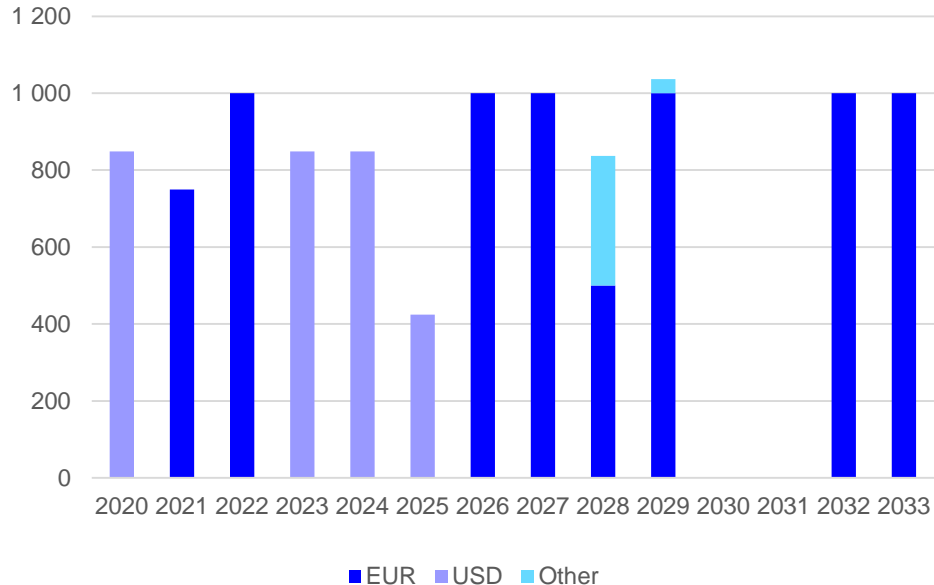
Annual EMTN funding volume
(EUR million)



- Funding obtained by issuing debt under the EUR 15 billion EMTN program
- The debt is unconditionally and irrevocably guaranteed by the Republic of Finland
- Finnvera plans to be active in both EUR and USD depending on market conditions
- Funding plan for 2020 is between 1 billion and 1.5 billion EUR

Funding

Maturity of EMTN debt (EUR million)

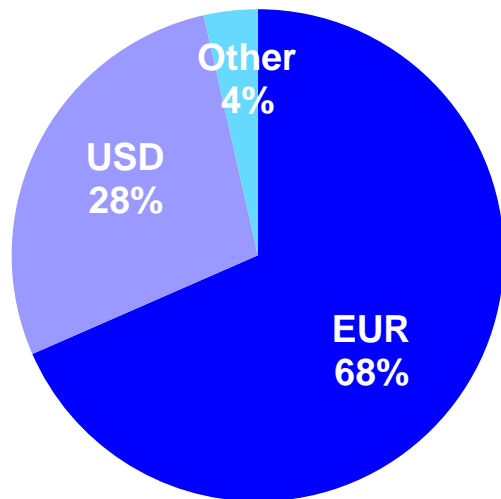


- Objective to maintain well defined secondary market curves in both EUR and USD
- Investor demand and ALM policies also taken into account in selection of currency and maturity
- LCR Level 1, CRR/BIS risk weight 0%, Solvency II 0%
- EUR debt eligible for the Eurosystem's Public Sector Purchase Programme (PSPP)

Funding

EMTN debt by currency

Outstanding amount EUR 10.6 billion



Debt swapped into floating rate EUR or USD to match the currency and interest rate basis of assets

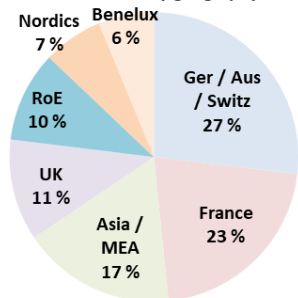
Outstanding benchmark issues

Issue date	Ccy	Amount (Million)	Maturity date	Dealers
Sep 8, 2020	EUR	1 000	Sep 15, 2027	Citi, DZ, Nordea, TD
Oct 16, 2019	USD	1 000	Oct 23, 2024	Citi, GS, HSBC, TD
Apr 2, 2019	EUR	1 000	Apr 9, 2029	CACIB, Danske, DB, Nordea, TD
Oct 31, 2018	EUR	500	Aug 7, 2028	Citi, DB, HSBC
Jun 20, 2018	USD	1 000	Jun 27, 2023	Citi, GS, HSBC, TD
Mar 7, 2018	EUR	1 000	Jul 14, 2033	CACIB, Danske, DB, Nordea
Sep 27, 2017	USD	1 000	Oct 5, 2020	CACIB, Citi, HSBC, Nordea
May 10, 2017	EUR	1 000	May 17, 2032	Citi, DB, GS, CACIB
Apr 6, 2016	EUR	1 000	Apr 13, 2026	CACIB, Citi, Danske, HSBC
Sep 15, 2015	EUR	1 000	Sep 22, 2022	CACIB, Danske, DB, Nordea
May 28, 2015	USD	500	Jun 4, 2025	Citi, DB, HSBC
Nov 13, 2014	EUR	750	Nov 19, 2021	CACIB, Citi, DB

Distribution of selected EMTN issues

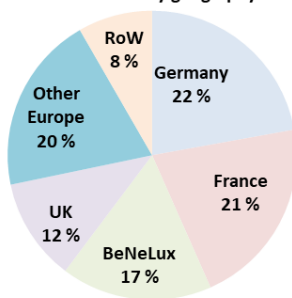
9/2020: 7y EUR 1bn 9/2027
Order book 2.7bn; Re-offer MS flat

Distribution by geography



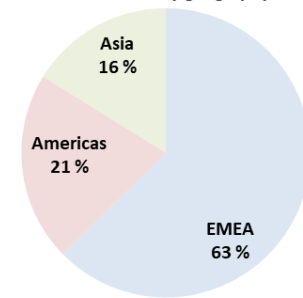
4/2019: 10y EUR 1bn 4/2029
Order book 2.8bn; Re-offer MS-4

Distribution by geography



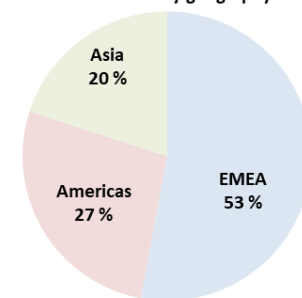
10/2019: 5y USD 1bn 10/2024
Order book 2.0bn; Re-offer MS+17

Distribution by geography

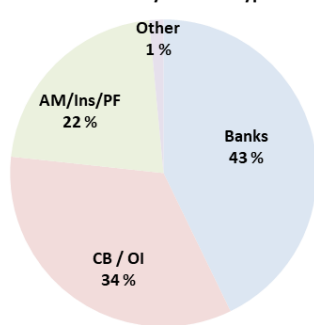


6/2018: 5y USD 1bn 6/2023
Order book 1.6bn; Re-offer MS+15

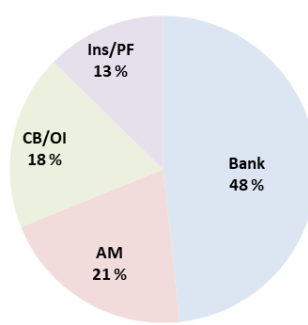
Distribution by geography



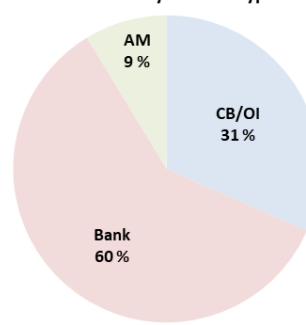
Distribution by investor type



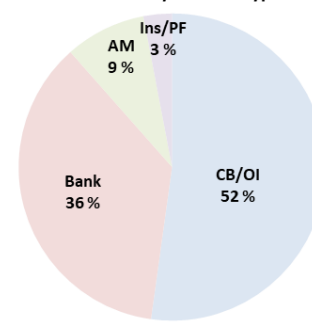
Distribution by investor type



Distribution by investor type



Distribution by investor type



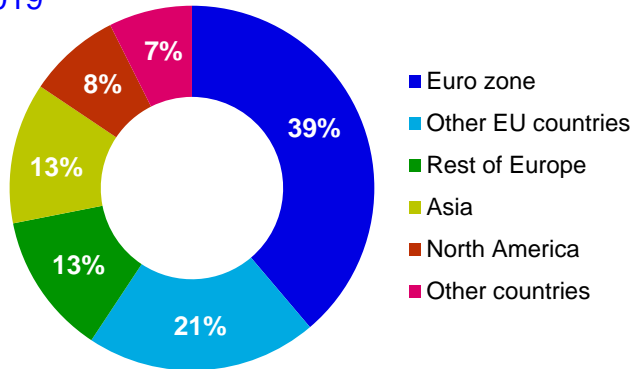
Appendices



Finland – An Export Oriented Economy

- A Nordic country rated Aa1 (stable outlook) by Moody's, AA+ (stable outlook) by Standard & Poor's and AA+ (stable outlook) by Fitch Ratings
- Almost 40 percent of Finland's economy is based on foreign trade

Exports by Regions
2019



Source: Finnish Customs

Finland - Main Economic Indicators

	2017	2018	2019	2020F	2021F
GDP at market prices, change in volume, %	3.3	1.5	1.1	-4.5	2.6
Employment rate, %	69.6	71.7	72.5	71.2	71.0
Unemployment rate, %	8.6	7.4	6.7	8.0	8.2
General government net lending, % of GDP	-0.7	-0.9	-1.0	-7.7	-5.0
General government gross debt, % of GDP	61.3	59.6	59.2	70.2	72.8

Source: Ministry of Finance: Economic Survey, published in October 2020

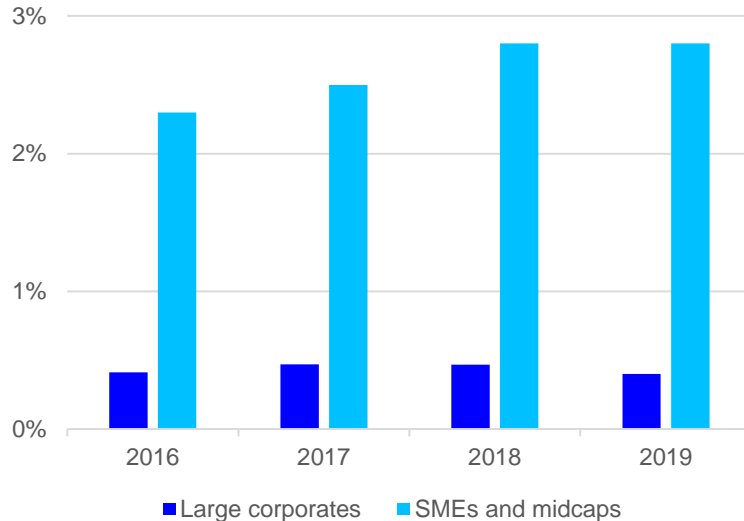
Finnvera - Key Figures

	1H/2020	2019	2018	2017	2016	2015
Finnvera Group						
Net interest income and net fee and commission income, EUR million	91	182	177	174	194	197
Profit for the period, EUR million	-423	94	98	107	70	111
Total assets, EUR million	12,961	12,665	11,039	10,337	9,498	8,418
Tier 1 capital ratio, domestic operations, %	23.7	29.4	27.2	25.3	22.4	18.1
Tier 1 capital ratio, export credit guarantees, %	4.5	6.9	6.8			
Expense-income ratio, %	29.1	25.4	29.3	27.2	27.0	28.3
Shareholders' equity, EUR million	1,051	1,463	1,358	1,314	1,207	1,121
- of which non-restricted equity, EUR million	797	1,221	1,126	1,062	955	871
Average number of employees	360	364	372	383	398	404
SMEs and midcaps						
Loans, guarantees and export credit guarantees offered, EUR billion	1.1	1.0	0.9	1.0	1.0	1.1
Outstanding exposure, EUR billion	2.8	2.3	2.3	2.5	2.6	2.7
- Loans and receivables, EUR billion	0.7	0.8	0.9	1.1	1.2	1.3
- Guarantees, EUR billion	2.1	1.5	1.4	1.5	1.4	1.5
Large Corporates						
Export credit guarantees and special guarantees offered, EUR billion	1.6	5.2	3.0	7.5	4.2	6.6
Outstanding exposure, EUR billion	24.2	25.2	23.3	22.2	18.1	17.0
- of which funded/committed by Finnish Export Credit Ltd, EUR billion	14.1	14.2	13.5	12.5	8.5	8.8
Finnvera plc, clients	26,100	24,500	25,700	27,300	27,700	28,400

Non-performing exposure

Non-performing exposure

% of total exposure



- In the beginning of 2018 the compensation for credit and guarantee losses from the State was decreased and harmonised to 50 per cent in SME and midcap financing.
- In SME and midcap financing non-performing exposure has in recent years been under 3 per cent of total exposure when the compensation for credit and guarantee losses is taken into account.
- In Large Corporates' operations non-performing exposure has been under 1 per cent of total exposure in recent years.

Equity and other reserves EUR 2.1 billion

- Accumulated buffers against credit losses consist of retained earnings (EUR 1.2 billion) and the State Guarantee Fund (EUR 0.7 billion)
 - The fund is administered by the Government and is not part of Finnvera
- Finnvera's obligations stemming from guarantees issued are restricted to the amount carried in reserves (retained earnings)
- The State assumes responsibility for guarantee losses exceeding the reserves on Finnvera's balance sheet and the State Guarantee Fund

December 31, 2019

Large Corporates

Reserve for export financing operations
EUR 773 million

State Guarantee Fund
EUR 686 million

SMEs and midcaps

Reserve for domestic operations
EUR 266 million

Retained earnings
and other non-restricted equity
EUR 182 million

Finnish State's Commitment

Debt obligations are explicitly guaranteed by the Republic of Finland

- Finnvera's guarantee scheme operates under the full faith and credit of the Republic of Finland
- No dividend payments by law
- The parent company is not liable to pay income tax
- The State compensates Finnvera for part of the credit and guarantee losses incurred in SME and midcap financing
- EUR 3 billion statutory back-up credit authorisation from the State

Two large, solid blue shapes are positioned on the left side of the slide. The top shape is a rectangle with rounded corners, and the bottom shape is a parallelogram-like rectangle, also with rounded corners. They are separated by a white gap.

Thank you!

Finnvera and its subsidiary Finnish Export Credit are the official ECAs of Finland. We offer export financing solutions and export credit guarantees backed by the full faith and credit of the Republic of Finland in a flexible yet responsible manner. For more information please see www.finnvera.fi.

FINNVERA