



FINNVERA

Finnvera Investor Presentation

**Finland's Export Credit and
SME Financing Agency**

April 2026



Disclaimer

IMPORTANT: YOU ARE ADVISED TO READ THE FOLLOWING CAREFULLY BEFORE READING, ACCESSING OR MAKING ANY OTHER USE OF THE MATERIALS THAT FOLLOW.

These materials have been prepared by and are the sole responsibility of Finnvera (the "Issuer") and have not been verified, approved or endorsed by any lead manager, bookrunner or underwriter retained by the Issuer. No representation or warranty, express or implied, is made as to, and no reliance should be placed on, the fairness, accuracy, completeness or correctness of the information or opinions contained herein.

These materials are provided for information purposes only and do not constitute, or form part of, any offer to sell, purchase or otherwise acquire or dispose of, or any solicitation in respect of, any debt or other securities of the Issuer ("securities"). These materials are not intended to provide the basis for any credit or any other third-party evaluation of the Issuer or such securities. Any offer, sale or invitation in respect of securities will be done pursuant to separate and distinct prospectus, offering circular or other equivalent document (a "prospectus") and any decision to purchase or subscribe for any securities should be made solely on the basis of such prospectus and not these materials.

These materials may contain projections and forward-looking statements. Any such forward-looking statements involve known and unknown risks, uncertainties and other factors which may cause the Issuer's actual performance or achievements to be materially different from any future performance or achievements expressed or implied by such forward-looking statements. Any forward-looking statements will be based upon assumptions of future events which may not prove to be accurate. Any such forward-looking statements in these materials will speak only as at the date of these materials and the Issuer assumes no obligation to update or provide any additional information in relation to such forward-looking statements.

These materials must not be reproduced, redistributed or passed on to any other person or published, in whole or in part, for any purpose without the prior written consent of the Issuer.

These materials are not intended for distribution to or use by any person or entity in any jurisdiction or country where such distribution or use would be contrary to local law or regulation. In particular, these materials are for distribution in the United Kingdom only to persons who meet the following criteria: 1. (i) investment professionals falling within Article 19(5) of the Financial Services and Markets Act 2000 (Financial Promotion) Order 2005 (the "Order") or (ii) persons falling within Article 49(2)(a) to (d) ("high net worth companies, unincorporated associations etc") of the Order or 2. persons to whom these materials may otherwise be directed without contravention of section 21 of the Financial Services and Markets Act 2000 (all such persons being referred to as "relevant persons"). These materials must not be acted or relied on by persons who are not relevant persons. In member states of the European Economic Area, these materials are only directed at persons who are "qualified investors" within the meaning of Article 2(1)(e) of Directive 2003/71/EC. These materials are only being provided to persons outside the United States in connection with offshore transactions in reliance on Regulation S under the US Securities Act of 1933 (the "US Securities Act"). By reading these materials the recipient warrants and acknowledges that it falls within the category of persons referred to above.



Contents

Finnvera in Brief
Business Review
ESG
Funding
Appendices

Finnvera in Brief



Finnvera's role

- **Finnvera supports exports and SMEs by providing loans and guarantees at various business stages.**
- **Task is to supplement the financial services provided by the private sector.**
- Finnvera serves Finnish micro, small, and medium-sized enterprises (SMEs) operating domestically or expanding internationally.
- Our clients also include large Finnish corporations engaged in the export trade, their foreign customers, and domestic and foreign banks providing financing for exports.
- **Finnvera is:**
 - The official Export Credit Agency (ECA) of Finland
 - The State-backed financier of Finland's SME sector.





Finnvera Group in Brief

- Specialised financing company owned 100% by the Republic of Finland.
- Debt obligations explicitly guaranteed by the Republic of Finland.
- Rating of debt obligations Aa1/P-1 by Moody's and AA/F1+ by Fitch.

KEY FIGURES, DECEMBER 2025

LENDING & GUARANTEE COMMITMENTS



BALANCE SHEET



RESULT

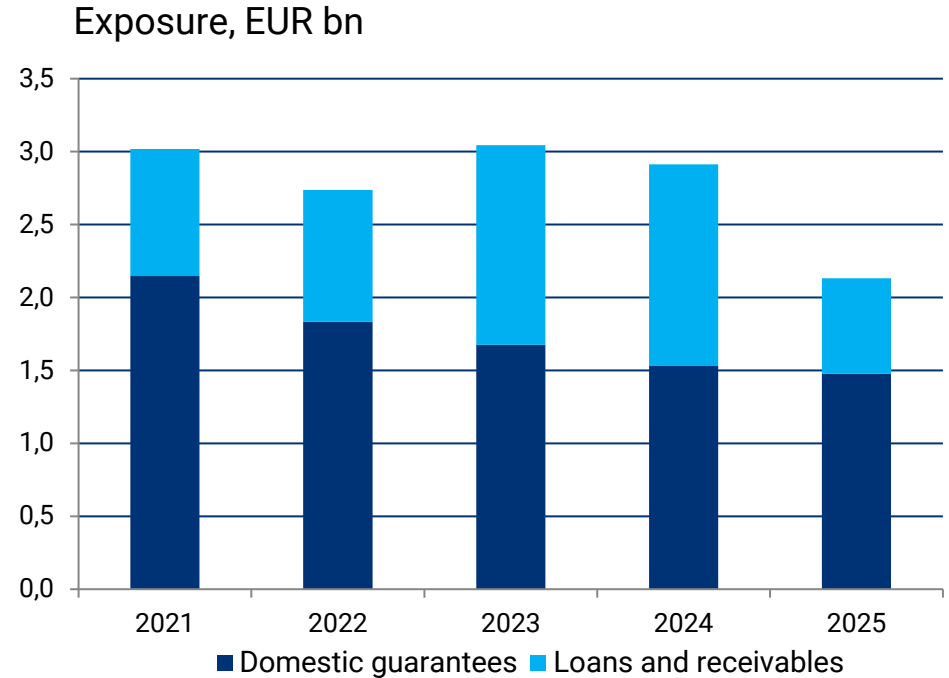


Business Review



SME and Midcap Financing

- Finnvera's mandate is to support the Finnish SME sector with focus on start-ups and growth companies.
- Annual credit and guarantee losses in SME and midcap financing range between 2–4% of total exposure.
- The state covers 50% of Finnvera's domestic losses, allowing for greater risk tolerance compared to commercial banks.
- Non-performing exposure EUR 185 million, 8.2% of the total exposure.

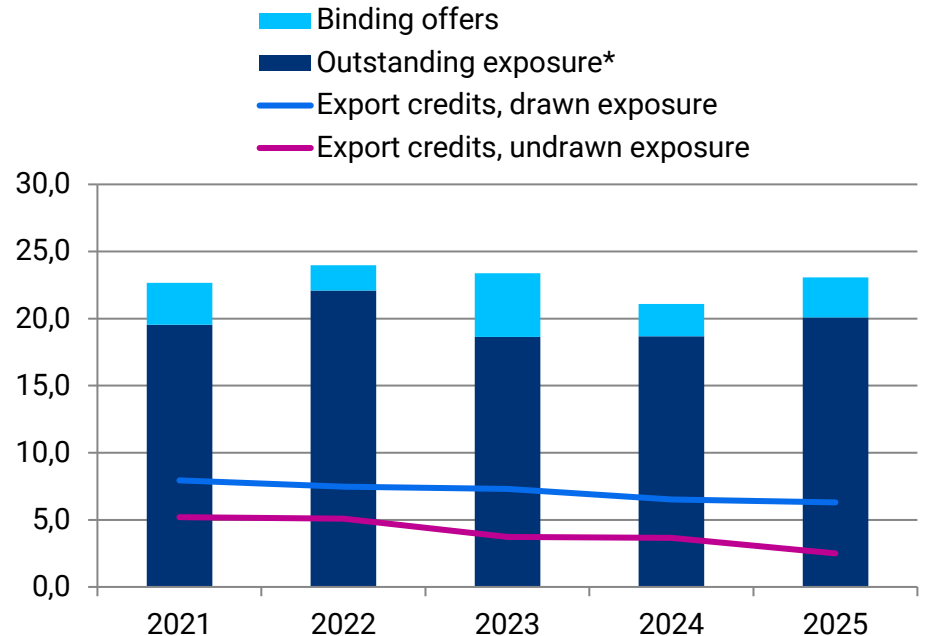




Large Corporates

- For large corporates Finnvera provides export financing to ensure Finnish enterprises' competitiveness on the international export market.
- Finnvera's export credit guarantees provide Finnish exporters and financiers with cover for credit risks.
- Export credits provide long term financing to foreign buyers of Finnish capital goods.
- In 2025, Finnvera's export credit guarantees amounted to 9% of Finland's exports of goods.
- Realised losses in export credit guarantee and special guarantee operations have been minor (NPE: EUR 68 million).

Exposure, EUR bn





Finnvera as a provider of export financing



Total exposure, export credit guarantees and special guarantees

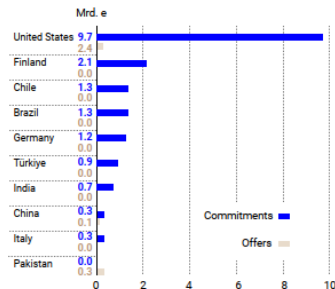
31 Dec 2025

EUR 23.1 bn including commitments and binding offers.

EXPOSURE BY COUNTRY RISK CLASSIFICATION 31 DEC 2025




THE BIGGEST COUNTRY EXPOSURES, 31 DEC 2025



OTHER EUROPE
EUR 1.6 bn (7%)

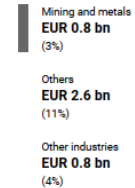
EU COUNTRIES
EUR 4.0 bn (17%)

EXPOSURE BY SECTOR 31 Dec 2025*



ASIA

EUR 2.0 bn (9%)



NORTH AMERICA
EUR 12.1 bn (52%)

SOUTH AND CENTRAL AMERICA
EUR 2.9 bn (13%)

MIDDLE EAST AND NORTH AFRICA
EUR 0.1 bn (0%)

SUB-SAHARAN AFRICA
EUR 0.4 bn (2%)

* Possible risk transfers taken into account. Group Others including other risks such as state and bank risks and risk transfer.



ESG

Finnvera's Climate Strategy

Finnvera implements its climate change mitigation strategy in six areas: incentives, measurement, risk management, exclusion, engagement and competence.

CLIMATE CHANGE MITIGATION IN FINNVERA'S OPERATIONS, STRATEGY 2026-2029

Encouragement

We help our customers realise the opportunities created by climate change by financing growth, exports and investments.

COMPLETED ACTIONS/WHAT WE DO:

- We offer climate and digital loans to SMEs using the InvestEU guarantee programme.
- We enable loans for large industrial-scale climate and environmentally friendly investments with a loan product guaranteed by the InvestEU Fund.
- We have criteria for export projects in which we identify climate-friendly features and agree on incentives for climate-friendly projects.

INTENT IN 2026-2029:

- We will develop the criteria and incentives further.

Measurement and reporting

We set goals for, measure and report on the climate impacts of our financing and other operations.

COMPLETED ACTIONS/WHAT WE DO:

- We calculate the carbon footprint of Finnvera's operations and the projects financed by us annually.
- We report according to the CSRD and NZECA frameworks for Finnvera's full operations and according to the Poseidon principles for our ship financing portfolio.

INTENT IN 2026-2029:

- We will report on climate issues in accordance with the EU CSRD framework. We will also develop and refine our calculation methods for the carbon handprint further.
- We will set a climate target for 2050 and create sector-specific CO₂/EUR targets and metrics to monitor our performance. We will address the requirements of the Net-Zero ECA commitment. We will prepare transition plans for each sector.

Risk management

We incorporate climate risks in our key financing decisions and risk management.

COMPLETED ACTIONS/WHAT WE DO:

- We use the ESG traffic light model and report for assessing domestic financing projects, including CO₂ emissions.
- We assess climate risks as part of decision proposals for projects to be financed and the Internal Capital Adequacy Assessment Process (ICAAP). We have included ESG risks in our company analysis.

INTENT IN 2026-2029:

- We will develop climate risk assessments, especially at portfolio level, in accordance to regulation applicable to Finnvera.
- We will observe the requirements of the updated OECD Common Approaches recommendation for assessing the climate impact of projects.

Restrictions

Our sectoral policies exclude the most harmful projects for the climate.

COMPLETED ACTIONS/WHAT WE DO:

- We have taken into use an exclusion policy for export credit guarantees in the oil and gas sectors from 1 January 2023, with strictly limited exceptions. Coal power and overseas peat projects were already excluded from Finnvera's financing earlier. We have internal guidelines for assessing compliance with the Paris Agreement.

INTENT IN 2026-2029:

- We will monitor the development of policies and practices in other countries closely and update our fossil fuels exclusion policy as necessary.

Influencing

We influence the regulatory framework of export financing.

COMPLETED ACTIONS/WHAT WE DO:

- We exert influence and participate actively in OECD Arrangement discussions and in the E3F coalition, which strives for transparency in the financing of energy projects.
- We are part of the Net-Zero ECA alliance convened by the UN and the Berne Union Climate Working Group.

INTENT IN 2026-2029:

- We will participate actively in discussions aiming to create a level playing field and common rules for green transition financing.

Competence

Sustainability is one of our strategic competences.

COMPLETED ACTIONS/WHAT WE DO:

- FIBS membership enables us to provide responsibility training for the whole personnel.

INTENT IN 2026-2029:

- We will continuously provide training for and build up the personnel's competence on climate issues.

Finnvera's Biodiversity Strategy

Along with climate change mitigation, biodiversity will become another priority area of Finnvera's sustainability from 2026 on.

MANAGEMENT OF BIODIVERSITY AND BIODIVERSITY LOSS IN FINNVERA'S OPERATIONS 2026-2029

Encouragement	Measurement and reporting	Risk management
We help our clients benefit from opportunities associated with biodiversity by financing growth, exports and investments.	We set goals for, measure and report on the biodiversity impacts of our financing and other activities.	We incorporate biodiversity-related impacts, risks and opportunities in our key financing decisions and risk management.
COMPLETED ACTIONS/WHAT WE DO:	COMPLETED ACTIONS/WHAT WE DO:	COMPLETED ACTIONS/WHAT WE DO:
<ul style="list-style-type: none"> We increased awareness of biodiversity and biodiversity loss management in our most significant export projects. 	<ul style="list-style-type: none"> We identified the impacts of financed projects through Bioscope biodiversity footprint calculation. We completed an initial update of the material biodiversity themes of Finnvera's operations (CSRD double materiality analysis). 	<ul style="list-style-type: none"> We check if the target sites of export credit guarantee applications are located in areas with sensitive biodiversity or nature reserves. We assess and monitor site-specific biodiversity impacts in our large projects.
INTENT IN 2026-2029:	INTENT IN 2026-2029:	INTENT IN 2026-2029:
<ul style="list-style-type: none"> We will encourage our clients to participate in projects that mitigate biodiversity loss and are more biodiversity friendly by financing growth, exports and investments, while addressing environmental impacts. We will increase awareness of biodiversity and biodiversity loss management in our cooperation with clients and stakeholders. 	<ul style="list-style-type: none"> We will report on biodiversity in accordance with the EU CSRD framework. We will define (company-level) metrics for monitoring biodiversity impacts and identify nature dependencies better in our operations to support goal-setting. 	<ul style="list-style-type: none"> We will observe the requirements of the OECD Common Approaches recommendation, which will be updated, for assessing the biodiversity impacts of projects. We will give biodiversity risks and opportunities a clearer role in decision proposals concerning projects and continue to address biodiversity in project work. Regular reviews of biodiversity-related impacts, risks and opportunities are submitted to the company's senior management.
Strategy and operating models	Influencing	Competence
Managing biodiversity and biodiversity loss is part of our responsible operation.	We influence the regulatory framework of export financing.	Sustainability is one of our strategic competences.
COMPLETED ACTIONS/WHAT WE DO:	COMPLETED ACTIONS/WHAT WE DO:	COMPLETED ACTIONS/WHAT WE DO:
<ul style="list-style-type: none"> We updated the roadmap for the biodiversity strategy, setting of goals and monitoring of their achievement. Biodiversity and biodiversity loss impacts are addressed in our existing policies. 	<ul style="list-style-type: none"> We established a biodiversity working group together with export credit agencies that promote the management of biodiversity loss within their own operations at the organisational level. We contributed to the consideration of biodiversity and nature loss in the OECD Arrangement discussions. 	<ul style="list-style-type: none"> FIBS membership enables us to provide biodiversity training for the whole Finnvera personnel. We organised an information event on biodiversity and biodiversity loss for the personnel of the Large Corporates unit and presented the results of the biodiversity footprint calculation.
INTENT IN 2026-2029:	INTENT IN 2026-2029:	INTENT IN 2026-2029:
<ul style="list-style-type: none"> We will set a goal for the protection of ecosystems and biodiversity and for biodiversity loss mitigation. We will continue to address biodiversity and biodiversity loss at operating policy level and as part of the company's responsibility strategy. 	<ul style="list-style-type: none"> We are actively engaged in discussions aimed at creating a level playing field. We will take part in drafting any potential updates to the OECD Guidance Note on biodiversity. 	<ul style="list-style-type: none"> We will provide continuous training and build up the personnel's competence on biodiversity issues.



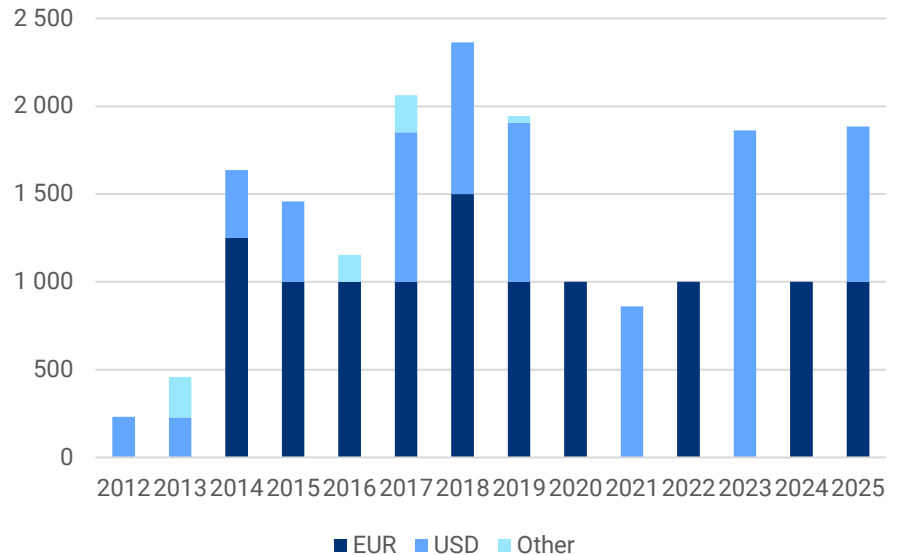
Funding



Long Term Funding

- Finnvera secures funding through a EUR 17 billion EMTN program
- The issues unconditionally and irrevocably guaranteed by the Republic of Finland.
- Planned long-term funding for 2026 is approximately EUR 1-2 billion.

Annual EMTN funding volume, (EUR million)

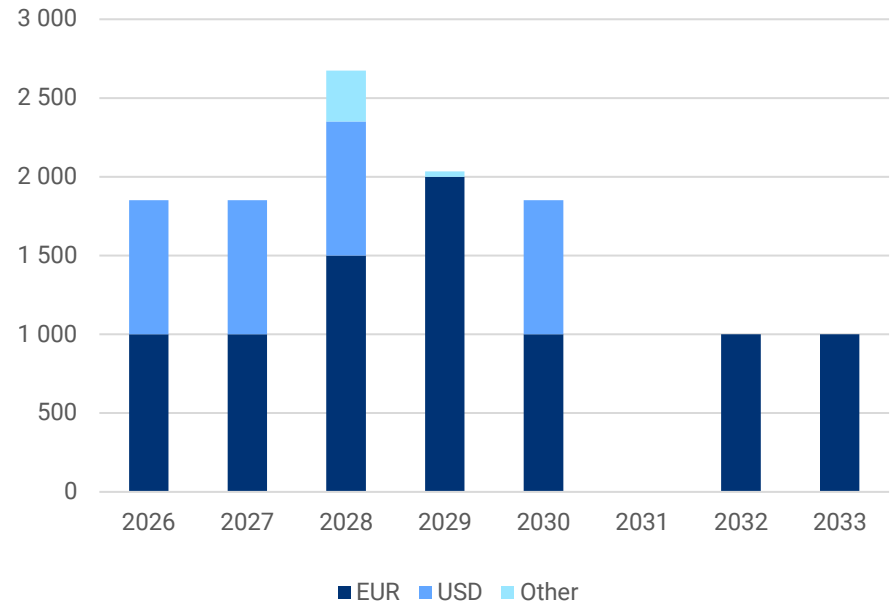




Long Term Funding

- Objective to maintain well defined secondary market curves in both EUR and USD.
- Investor demand and ALM policies also taken into account in selection of currency and maturity.
- LCR Level 1, CRR/BIS risk weight 0%, Solvency II 0%.
- EUR debt eligible for the Eurosystem's Public Sector Purchase Programme (PSPP).

Maturity of EMTN debt, (EUR million)

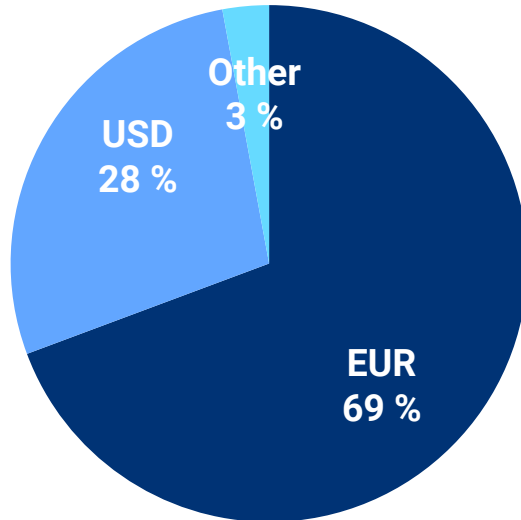




Long Term Funding

EMTN debt by currency

Outstanding amount EUR 12.3 billion



Debt swapped into floating rate EUR or USD to match the currency and interest rate basis of assets.

Outstanding benchmark issues

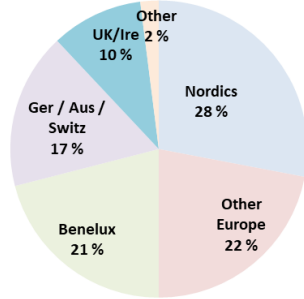
Issue date	Currency	Amount (Million)	Maturity date
Oct 22, 2025	EUR	1,000	Oct 29, 2030
May 22, 2025	USD	1,000	Aug 29, 2030
May 22, 2024	EUR	1,000	Aug 30, 2029
Oct 18, 2023	USD	1,000	Mar 17, 2027
Jun 8, 2023	USD	1,000	Jun 15, 2028
Sep 1, 2022	EUR	1,000	Mar 8, 2028
Oct 20, 2021	USD	1,000	Oct 27, 2026
Sep 8, 2020	EUR	1,000	Sep 15, 2027
Apr 2, 2019	EUR	1,000	Apr 9, 2029
Oct 31, 2018	EUR	500	Aug 7, 2028
Mar 7, 2018	EUR	1,000	Jul 14, 2033
May 10, 2017	EUR	1,000	May 17, 2032
Apr 6, 2016	EUR	1,000	Apr 13, 2026



Distribution of selected EMTN issues

10/2025: 5y EUR 1bn 10/2030
Order book 3.4bn; Re-offer MS +19

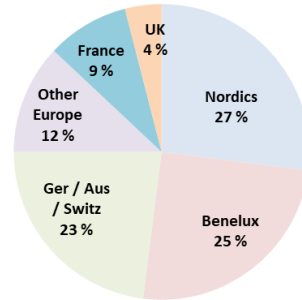
Distribution by geography



05/2024: long 5y EUR 1bn 8/2029

Order book 2.5bn; Re-offer MS +8

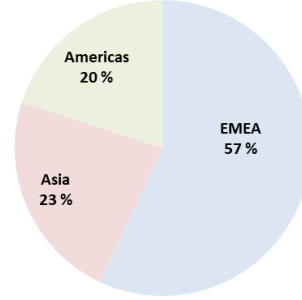
Distribution by geography



05/2025: 5y USD 1bn 8/2030

Order book 2.35bn; Re-offer SOFR+50

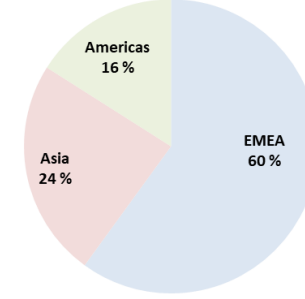
Distribution by geography



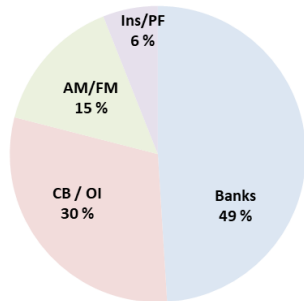
10/2023: 3y USD 1bn 3/2027

Order book 1.6bn; Re-offer SOFR+42

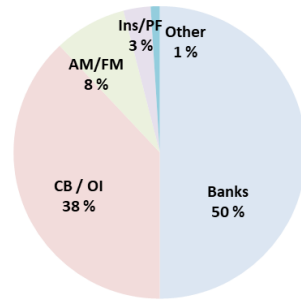
Distribution by geography



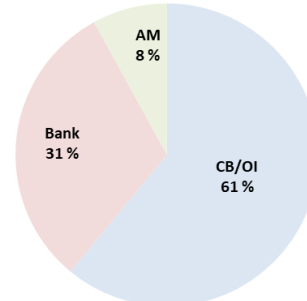
Distribution by investor type



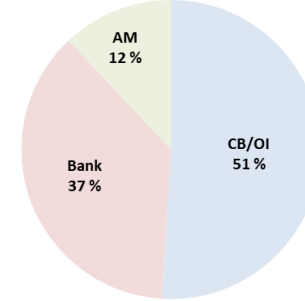
Distribution by investor type



Distribution by investor type



Distribution by investor type





Explicit guarantee by the Republic of Finland

Programme launched	Q1/2022
Programme size	EUR 3 billion
Rating	Moody's: P-1 / Fitch: F1+
Dealers	Barclays, BofA & Citi
Currencies	EUR and USD
Target maturities	1M – 6M

Medium term target for outstanding amount approximately EUR 1 billion.

ECP Short Term Funding



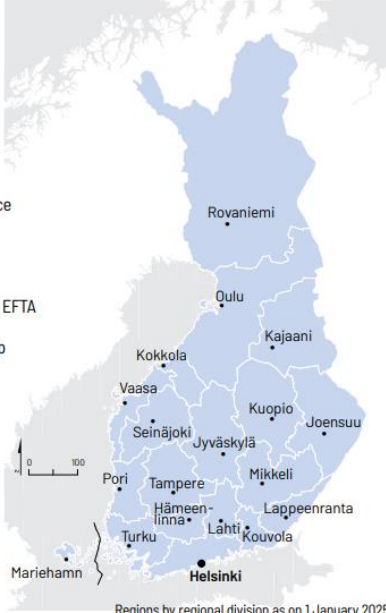
The Economic Outlook of the Finnish Economy

Updated in Jan/2026



Finland in Numbers

Suomi
Finland



Regions by regional division as on 1 January 2025
Town locations: National Land Survey of Finland

1917 Finland's independence

Memberships:

- 1948 World Bank, IMF
- 1955 UN, Nordic Council
- 1961 Associate member of EFTA
- 1969 OECD
- 1986 Full EFTA membership
- 1989 Council of Europe
- 1995 EU
- 2023 NATO

Enterprises having
received business
subsidies 2023

18 889



Industrial structure 2023
share of the employed

Services and
administration

74%



Industry and
construction

21%



Agriculture and forestry

4%



Total earnings of wage
and salary earners 2022

Men

3 753

Women

3 136

euro per month
median



GDP 2023 preliminary data

49 777

euro per inhabitant



Central government debt
2023

27 803

euro per inhabitant



Enterprises, 2023

Industry	Enterprises	%	Personnel ¹⁾ Thousand	Turnover € million	%
Agriculture, forestry and fishing	124 783	21.5	44	3 595	0.7
Manufacturing	28 539	4.9	308	161 330	29.6
Construction	56 948	9.8	156	45 301	8.3
Wholesale and retail trade ²⁾	54 191	9.3	226	138 661	25.5
Transportation and storage	24 621	4.2	112	25 465	4.7
Accommodation and food service activities	16 324	2.8	57	8 582	1.6
Information and communication	21 576	3.7	104	28 245	5.2
Financial and insurance activities	16 791	2.9	45	35 543	6.5
Real estate activities	43 284	7.5	20	14 103	2.6
Professional, scientific and technical activities	70 071	12.1	117	20 183	3.7
Administrative and support service activities	25 747	4.4	141	15 853	2.9
Human health and social work	28 219	4.9	105	11 876	2.2
Other service activities	33 250	5.7	21	2 242	0.4
Other industries	35 704	6.2	54	33 465	6.1
Total	580 048	100	1 510	544 444	100
Size category of personnel					
0-4	542 400	93.5	219	66 708	12.3
5-9	17 511	3.0	114	30 628	5.6
10-19	9 986	1.7	134	35 248	6.5
20-49	6 324	1.1	191	56 092	10.3
50-99	2 090	0.4	144	51 759	9.5
100-249	1 053	0.2	157	54 929	10.1
250-499	391	0.1	136	48 867	9.0
500-999	161	0.0	113	44 331	8.1
1 000-	132	0.0	303	155 883	28.6
Total	580 048	100	1 510	544 444	100

¹⁾ Staff-years

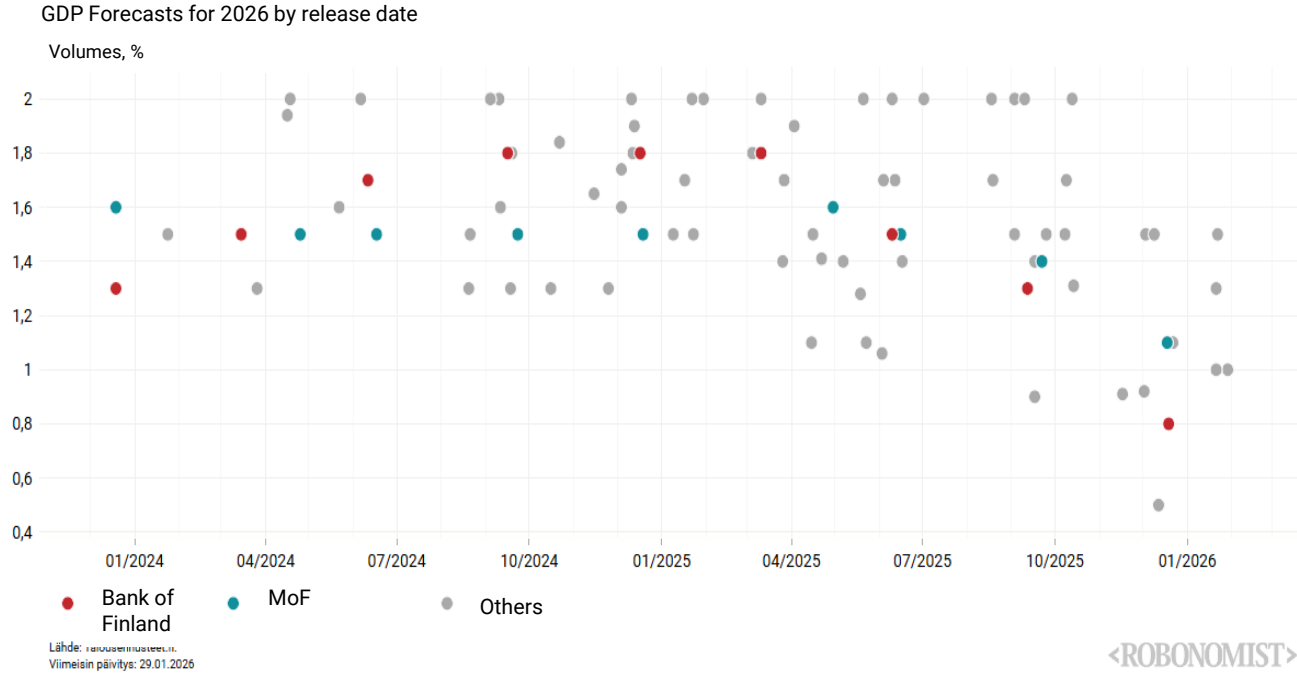
²⁾ Incl. repair of motor vehicles and motorcycles

Population 2024
5 635 971

Population density 1 January 2025
18.5 inhabitants per km²

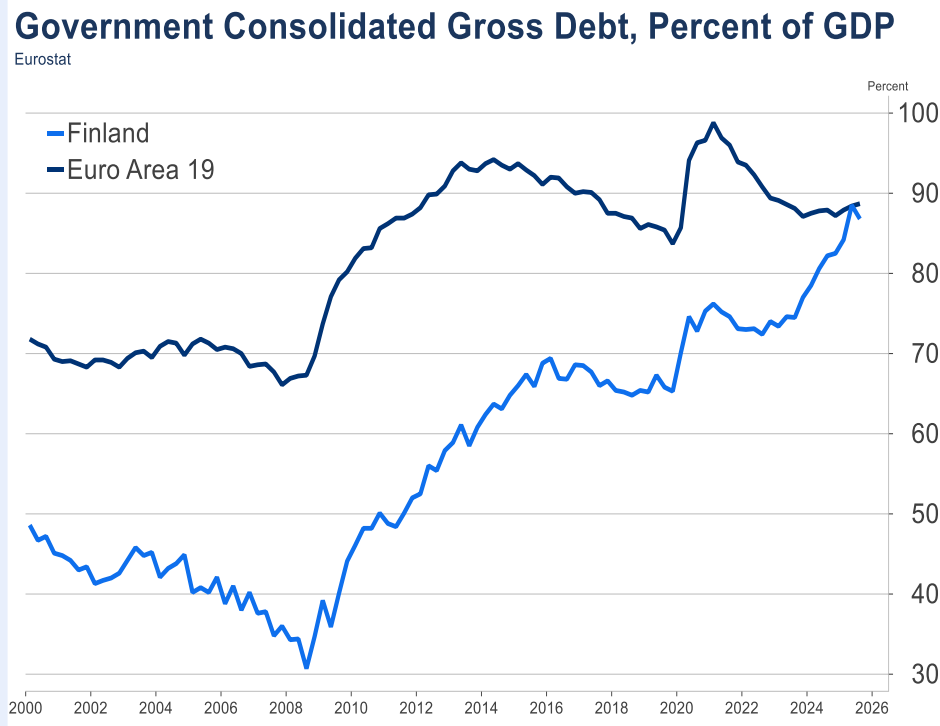


Growth Forecasts for Finland for 2026



Economic Outlook of Finland

- Economic growth slowed in 2023 and has been sluggish since
- Public debt is higher than in other Nordics, but close to Euro area average.
- The direct negative effect on Russian exports/imports has been mitigated.
- There is a slight effect in the US exports
 - Potential effect will strengthen in 2026

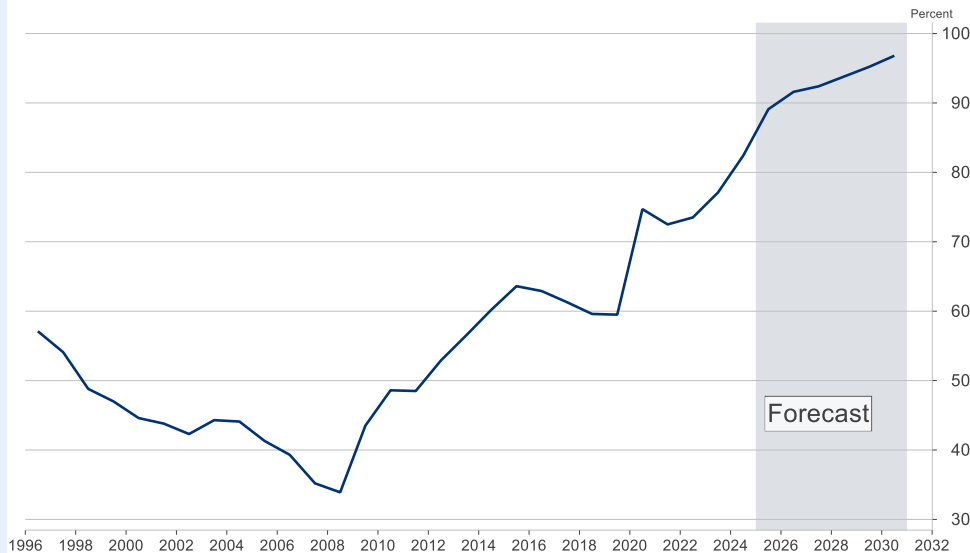


More on Public Finances

- **Government goal was to stabilize the general government debt by 2027**
 - Due to negative surprises, stabilization will probably not happen by 2027
- **Government is aiming for 10 bn. € fiscal consolidation**
 - In practice, it's something less, but still considerable
 - 5 bn. € according to MoF
 - Stabilization of public debt is high on policy agenda, but it's not politically easy

General Government Gross Debt, Estimate, Percent of GDP

Finnish Ministry of Finance



Finnish Exports and Economy

- Total exports amount to roughly 40 % of GDP.
- Main export partners are Germany, Sweden and the US.
- Trade with Russia has declined for a long time and is currently negligible.

Biggest import and export countries, 2024*

Trade in goods: imports by country of origin, exports by country of destination

Import country	€ million	%	Export country	€ million	%
Germany	10 382	14.0	Sweden	8 141	11.3
Sweden	8 601	11.6	Germany	8 121	11.2
China	7 396	10.0	United States	6 967	9.6
Norway	5 531	7.4	Netherlands	5 638	7.8
Netherlands	4 013	5.4	China	3 513	4.9
United States	3 747	5.0	Belgium	2 558	3.5
Poland	2 726	3.7	Estonia	2 514	3.5
Estonia	2 364	3.2	Poland	2 455	3.4
Italy	2 198	3.0	Great Britain	2 355	3.3
France	2 168	2.9	Norway	2 349	3.3
Other countries	25 168	33.8	Other countries	27 596	38.2
Total	74 294	100	Total	72 207	100

Source: [Finnish Customs](#)

International comparison data, 2023–2024

Country	Population Million	GNI per capita USD, purchasing power adjusted 2023	Inflation %	Unemployment %
	2023		2024	2024
Finland	5.6	62 070	1.6	8.4
Sweden	10.5	69 680	2.8	8.4
Norway	5.5	105 610	3.1	4.0
Denmark	5.9	75 840	1.4	6.2
Iceland	0.4	77 690	5.9	3.6
Austria	9.1	70 260	2.9	5.2
Belgium	11.7	69 450	3.1	5.7
China	1 410.7	24 360	0.2	4.6
Czech Republic	10.8	49 290	2.4	2.6
Estonia	1.4	45 380	3.5	7.6
France	68.3	59 070	2.0	7.4
Germany	84.4	70 900	2.3	3.4
Greece	10.4	40 370	2.7	10.0
Hungary	9.6	43 420	3.7	4.5
Ireland	5.3	95 100	2.1	4.3
Israel	9.6	53 330	3.1	3.1
Italy	59.0	56 540	1.0	6.5
Latvia	1.9	42 940	1.3	6.9
Lithuania	2.9	48 980	0.7	7.1
Luxembourg	0.7	90 770	2.1	6.4
Netherlands	17.8	77 650	3.3	3.7
Poland	36.8	44 790	3.8	2.9
Portugal	10.5	46 130	2.4	6.5
Spain	48.1	52 790	2.8	11.4
Switzerland	9.0	87 050	1.1	4.4
Türkiye	85.4	41 900	58.5	8.8
Ukraine	¹⁾ 41.0	18 120	6.5	¹⁾ 9.8
United Kingdom	68.3	56 780	3.3	4.4
United States	335.0	82 340	2.9	4.0

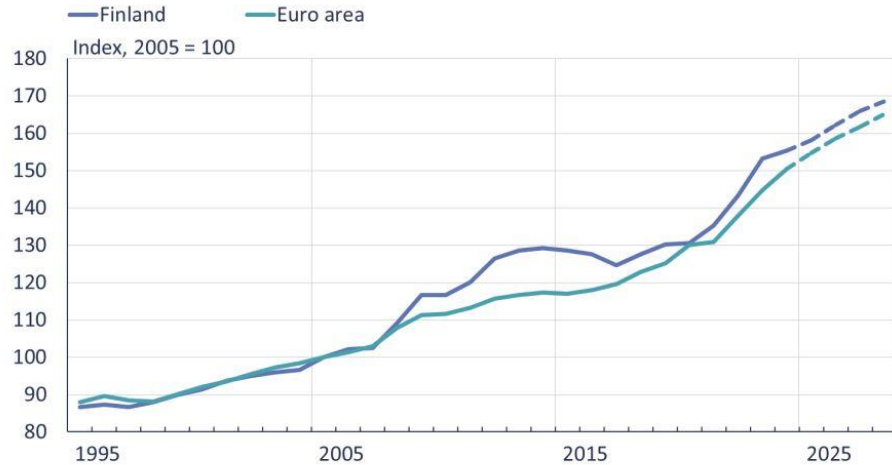
¹⁾ 2022

Sources: [UN, Demographic Yearbook](#); [ILO, ILOSTAT Database](#); [IMF, World Economic Outlook](#); [OECD Database](#); [World Bank Open Data](#)

Cost Competitiveness Remains Stable

Finland's cost competitiveness will remain virtually unchanged

Nominal unit labour costs adjusted for the terms of trade



Sources: Statistics Finland, Eurostat and June 2025 forecasts by the Bank of Finland and the Eurosystem.

© Bank of Finland, 19 Dec 2025, 38284@Kustannuskilpailukyky_uusi_EN

- Cost competitiveness has been decent after 2016.
- Slowish (but steady) growth in labor costs has contributed positively to competitiveness

Source: [Bank of Finland](#)

Energy Mix in Finland

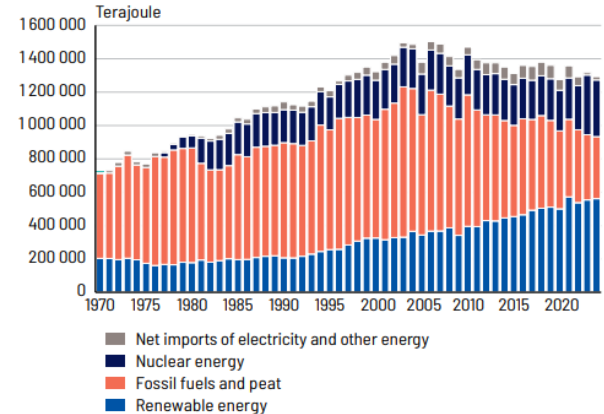
- There is considerable amount of green energy, which is a competitive advantage for Finland.
- There is significant number of green investments in the pipeline, although current financial environment may postpone some projects.

Supply and total consumption of electricity, 2024*

Supply	GWh	%	Total consumption	GWh	%
Nuclear power	31 133	37.6	Industry and construction	34 118	41.2
Wind power	19 858	24.0	Households and agriculture	24 725	29.9
Hydro power	14 147	17.1	Services and public consumption	20 604	24.9
Solar power	1 155	1.4	Transmission and distribution losses	3 297	4.0
Net imports	3 181	3.8			
Other heating power	13 270	16.1			
Total	82 744	100	Total	82 744	100



Total energy consumption, 1970-2024*



Sources: [Statistics Finland, production of electricity and heat, energy supply and consumption](#)



Thank You!

Finnvera and its subsidiary Finnish Export Credit are the official ECAs of Finland. We offer export financing solutions and export credit guarantees backed by the full faith and credit of the Republic of Finland in a flexible yet responsible manner. For more information, please see www.finnvera.fi.